

God Guides His People



Free printable Bible lesson for under 5s

Games and Activities

FOLLOW THE LEADER

Take turns with a child to be the leader.

As the leader walks around the room everyone else must follow and copy their actions.



COMPASS RACE

Mark some directions around your room.

NORTH - EAST - SOUTH - WEST

Shout out a direction.

Child must race to the correct sign as quickly as possible



MAP READING

Find a simple map. Some examples could be at a park or a shopping centre.

Find where you are and the map and then with your child try and find a place where you want to go.

Work out the way together.



Day or Night

Cut out the picture and glue in correct box

Day

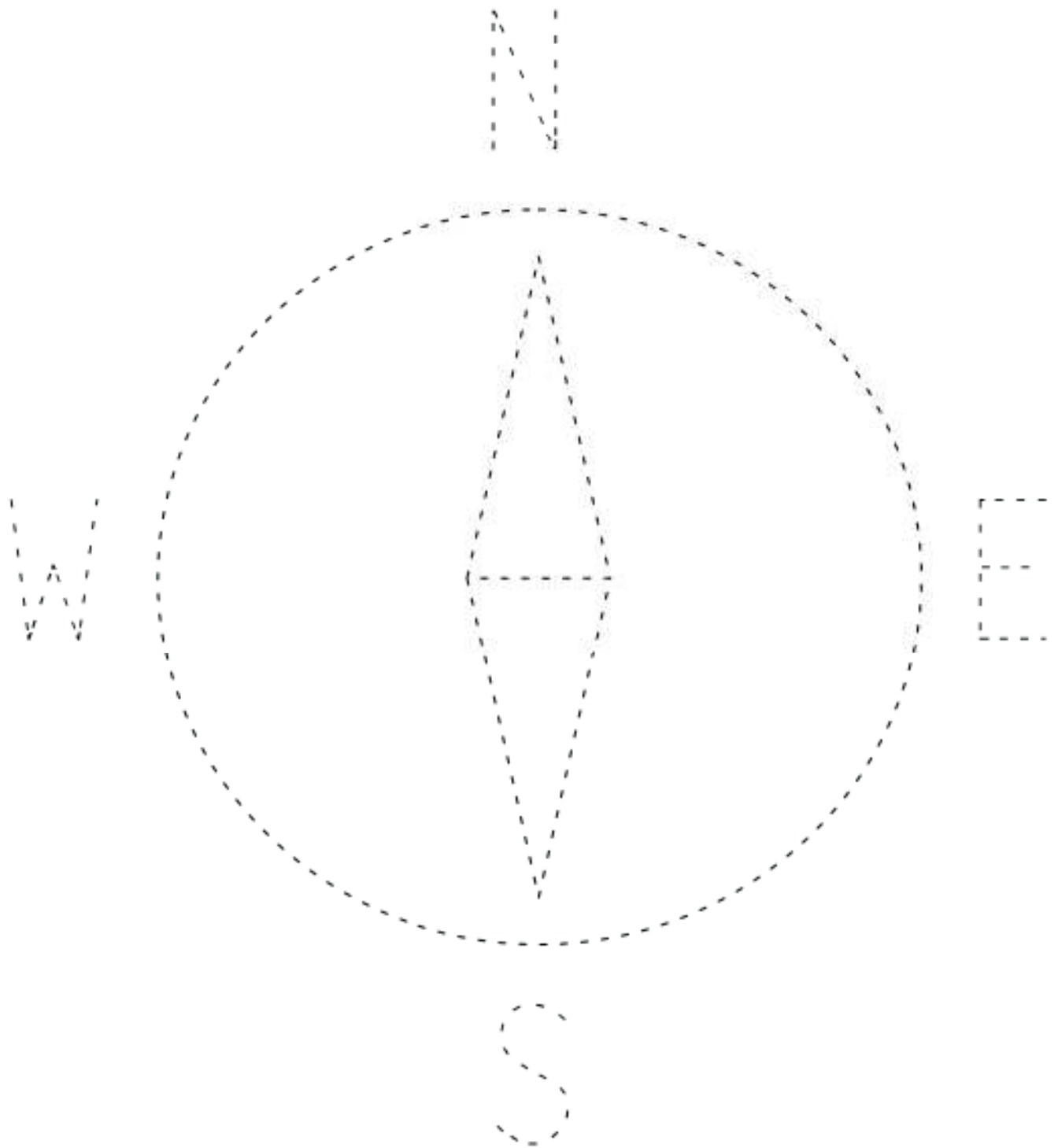


Night



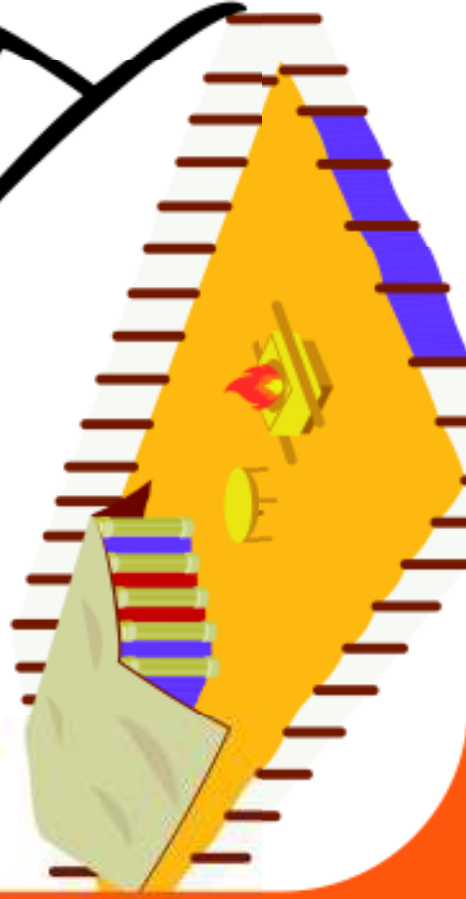

Compass Trace

Trace around the lines to make a compass



A compass helps you find a direction

Follow the fire





Colour and count

Colour the fire in red



Colour the cloud in blue



How many



are there:

How many



are there:

Pillar or cloud and Fire Craft

What you need

- 1 Kitchen roll tube
- Cotton wool balls
- Red and Yellow crate or tissue paper
- Wool
- PVA Glue
- A pen or pencil



What to do



Collect everything you need



Draw 2 lines on the kitchen roll make 2 halves. Label one side cloud and one fire



Make two small holes in top of tube and thread wool, so that it can be hung when finished



Over cloud side in PVA glue and glue on cotton wool balls until covered.



Crunch up little bits of red and yellow crate paper.



Cover 'fire' side of pillar with PVA glue and glue on crunched red and yellow paper.

Allow to dry and hang.

Bookmark colouring page

God guides His People

God Guides

ME

at day



God Guides

ME

at night



What you need

Colour pencils

Scissors

Glue

What to do

Colour the picture

Cut out

Fold in centre and glue together